



SLOTTED POST SECTIONS

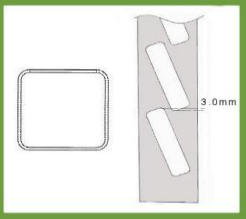
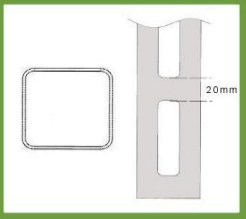
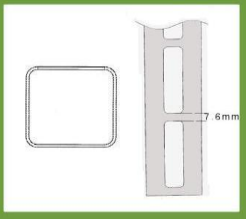
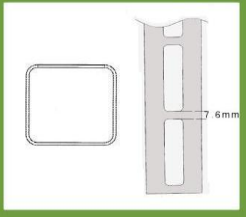

(TO FIT 65x16 SLAT)

PRODUCT CODE	DESCRIPTION	LENGTH	FINISH
	<p>SQ40RSLOT20</p> <p>20Mm Slotted Sqr 40X1.6</p> <p><i>To Fit 65x16 Slat - 20mm spacing</i></p>	6.066	Mill Finish
	<p>SQ40RSLOT20CTR</p> <p>20Mm Slotted Centre Sqr 40X1.6</p> <p><i>To Fit 65x16 Slat - 20mm spacing</i></p> <p><i>Slotted both sides</i></p>	6.066	Mill Finish
	<p>SQ40RSLOT7-6</p> <p>7.6Mm Slotted Sqr 40X1.6</p> <p><i>To Fit 65x16 Slat - 7.6mm spacing</i></p>	6.066	Mill Finish
	<p>SQ40RSLOT7-6CTR</p> <p>7.6Mm Slotted Centre Sqr 40X1.6</p> <p><i>To Fit 65x16 Slat - 7.6mm spacing</i></p> <p><i>Slotted both sides</i></p>	6.066	Mill Finish
	<p>SQ50RSLOTLEFT</p> <p>Slotted Left Sqr 50X1.6</p> <p><i>To Fit 65x16 Slat - 3mm overlap</i></p>	6.066	Mill Finish
	<p>SQ50RSLOTCENTRE</p> <p>Slotted Centre Sqr 50X1.6</p> <p><i>To Fit 65x16 Slat - 3mm overlap</i></p> <p><i>Slotted both sides</i></p>	6.066	Mill Finish



SLOTTED POST SECTIONS

(TO FIT 65x16 SLAT)

PRODUCT CODE	DESCRIPTION	LENGTH	FINISH
	<p>SQ50RSLOTRIGHT</p> <p>Slotted Right Sqr 50X1.6</p> <p><i>To Fit 65x16 Slat - 3mm overlap</i></p>	6.066	Mill Finsh
	<p>SQ50RSLOT20</p> <p>20Mm Slotted Sqr 50X1.6</p> <p><i>To Fit 65x16 Slat - 20mm spacing</i></p>	6.066	Mill Finish
	<p>SQ50RSLOT7-6</p> <p>7.6Mm Slotted Sqr 50X1.6</p> <p><i>To Fit 65x16 Slat - 7.6mm spacing</i></p>	6.066	Mill Finish
	<p>SQ50RSLOT7-6CTR</p> <p>CTR 7.6Mm Slotted Sqr 50X1.6</p> <p><i>To Fit 65x16 Slat - 7.6mm spacing</i></p> <p><i>Slotted both sides</i></p>	6.066	Mill Finish
	<p>S6516</p> <p>65x16 Slat Radius</p> <p><i>1.2mm or 1.4mm Wall thickness</i></p>	6.0 6.5	Mill Finish