



DESIGN – A - SCREEN

ABRA Design-A-Screen

A very stylish and user-friendly system, which has the ability to solve a vast variety of domestic and commercial screening applications. **Design-A-Screen** has been purposely developed with simplicity in mind to minimize labour and expensive tooling for manufacturer and so providing a product equal in quality and finish to more expensive systems.

Versatility

The versatility of Design-A-Screen allows customer designing of any of the following applications:

**Shade Screens, Privacy Screens, Fencing, Gates,
Awnings, Pool Filter Boxes, Pool Equipment Boxes**



If you need privacy, protection or shade, **ABRA Design-A-Screen** is the answer!


Privacy Screens

Fencings

Gates

Shade Screens

SLATS		
PRODUCT	DESCRIPTION	LENGTH
S3510R1060	RHS - 35X 10 X 1.0 (RADIUS)	6000
RH3716R12	RHS - 37 X 16 X 1.2 (RADIUS)	6000
S5010S1260	SLAT - 50 X 10 X 1.2 (SQUARE)	6000
S6516R1260	SLAT - 65 X 16 X 1.2 (RADIUS)	6000
S6516R1265	SLAT - 65 X 16 X 1.4 (RADIUS)	6500
S6516R1460	SLAT - 65 X 16 X 1.2 (RADIUS)	6000
S6516R1465	SLAT - 65 X 16 X 1.4 (RADIUS)	6500
S7510S1260	SLAT - 75 X 10 X 1.2 (SQUARE)	6000
S10016R1360	SLAT - 100 X 16 X 1.3 (RADIUS)	6000




35X10 RADIUS



37X16 RADIUS




50X10 SQUARE



65X16 RADIUS

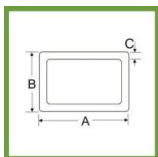


75X10 SQUARE

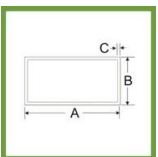


100X16 RADIUS

RECTANGULAR HOLLOWS		
PRODUCT	DESCRIPTION (A X B X C)	LENGTH
RH3825R16505	RHS - 38 X 25 X 1.6 (RADIUS)	5050
RH3825R1661	RHS - 38 X 25 X 1.6 (RADIUS)	6100
RH5025S2060	RHS - 50 X 25 X 2.0 (SQUARE)	6000
RH5025R2565	RHS - 50 X 25 X 2.5 (RADIUS)	6500
RH6040S3060	RHS - 60 X 40 X 3.0 (SQUARE)	6000
RH8050S3060	RHS - 80 X 50 X 3.0 (SQUARE)	6000
RH8050R3065	RHS - 80 X 50 X 3.0 (RADIUS)	6500
RH10050S3060	RHS - 100 X 50 X 3.0 (SQUARE)	6000
RH10050R3065	RHS - 100 X 50 X 3.0 (RADIUS)	6500

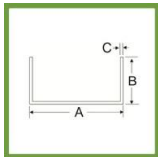


RADIUS




SQUARE

CHANNELS		
PRODUCT	DESCRIPTION (A X B X C)	LENGTH
CH20201660	CHANNEL - 20 X 20 X 1.6	6000
CH25251660	CHANNEL - 25 X 25 X 1.6	6000
CH25253065	CHANNEL - 25 X 25 X 3.0	6000
CH28253060	CHANNEL - 28 X 25 X 3.0	6000




CHANNEL

ACCESSORIES		
PRODUCT	DESCRIPTION	LENGTH
SFC166	SLAT "F" CHANNEL 16mm	6000
SFC226	SLAT "F" CHANNEL 22mm	6000
S40SF2060	SLAT FRAME 40X2.0mm	6000



"F" CHANNEL



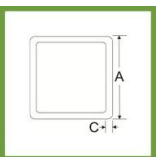
SLAT FRAME

ACCESSORIES		
PRODUCT	DESCRIPTION	COLOUR
PF2RF3825PR	38 X 25 CAST FLANGE	PRIMROSE
PF3RF3825BK	38 X 25 CAST FLANGE	SAHARA BLK

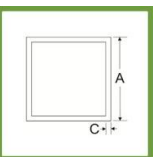


CAST FLANGE

SQUARE HOLLOWS		
PRODUCT	DESCRIPTION (A X C)	LENGTH
SQ40S1665	SHS - 40 X 1.6 (SQUARE)	6500
SQ40R2065	SHS - 40 X 2.0 (RADIUS)	6500
SQ40S2650	SHS - 40 X 2.0 (SQUARE)	6500
SQ50R1660	SHS - 50 X 1.6 (RADIUS)	6000
SQ50R1865	SHS - 50 X 1.8 (RADIUS)	6500
SQ50R2065	SHS - 50 X 2.0 (RADIUS)	6500
SQ50R3065	SHS - 50 X 3.0 (RADIUS)	6500
SQ65R3065	SHS - 65 X 3.0 (RADIUS)	6500
SQ75R3065	SHS - 75 X 3.0 (RADIUS)	6500



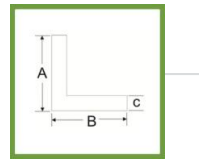
RADIUS




SQUARE

FLAT BARS		
PRODUCT	DESCRIPTION (A X C)	LENGTH
FB253040	FLAT BAR - 25 X 3.0	4000
FB256040	FLAT BAR - 25 X 6.0	4000
FB323040	FLAT BAR - 32 X 3.0	4000
FB403040	FLAT BAR - 40 X 3.0	4000
FB406040	FLAT BAR - 40 X 6.0	4000
FB401040	FLAT BAR - 40 X 10.0	4000
FB503040	FLAT BAR - 50 X 3.0	4000
FB506040	FLAT BAR - 50 X 6.0	4000
FB501040	FLAT BAR - 50 X 10.0	4000
FB803040	FLAT BAR - 80 X 3.0	4000
FB806040	FLAT BAR - 80 X 6.0	4000
FB801040	FLAT BAR - 80 X 10.0	4000
FB1003040	FLAT BAR - 100 X 3.0	4000
FB1001040	FLAT BAR - 100 X 10.0	4000
FB1001040	FLAT BAR - 100 X 10.0	4000
FB1601040	FLAT BAR - 160 X 10.0	4000

ANGLES		
PRODUCT	DESCRIPTION (A X B X C)	LENGTH
AN20121665	ANGLE - 20 X 12 X 1.6	6500
AN20201665	ANGLE - 20 X 20 X 1.6	6500
AN25253060	ANGLE - 25 X 25 X 3.0	6000
AN40251665	ANGLE - 40 X 25 X 1.6	6500
AN40401665	ANGLE - 40 X 40 X 1.6	6500
AN40403065	ANGLE - 40 X 40 X 3.0	6500
AN50251665	ANGLE - 50 X 25 X 1.6	6500
AN50253065	ANGLE - 50 X 25 X 3.0	6500
AN50501665	ANGLE - 50 X 50 X 1.6	6500
AN50503065	ANGLE - 50 X 50 X 3.0	6500

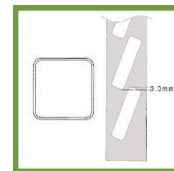


ANGLE

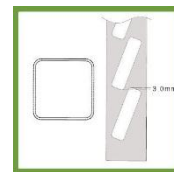


FLAT BAR

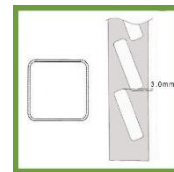
SLOTTED POSTS			
PRODUCT	DESCRIPTION	SPACING	LENGTH
SQ40RSLOT7-6CTRMFN	SHS - 40 X 1.6 (RADIUS)	DOUBLE 7.6mm	6066
SQ40RSLOT7-6MFN	SHS - 40 X 1.6 (RADIUS)	SINGLE 7.6mm	6066
SQ50RSLOT7-6CTRMFN	SHS - 50 X 1.6 (RADIUS)	DOUBLE 7.6mm	6066
SQ50RSLOT7-6MFN	SHS - 50 X 1.6 (RADIUS)	SINGLE 7.6mm	6066
SQ40RSLOT20CTRMFN	SHS - 40 X 1.6 (RADIUS)	DOUBLE 20mm	6066
SQ40RSLOT20MFN	SHS - 40 X 1.6 (RADIUS)	SINGLE 20mm	6066
SQ50RSLOT20CTRMFN	SHS - 50 X 1.6 (RADIUS)	DOUBLE 20mm	6066
SQ50RSLOT20MFN	SHS - 50 X 1.6 (RADIUS)	SINGLE 20mm	6066
SQ50RSLOTCENTREMFN	SHS - 50 X 1.6 (RADIUS)	CENTRE ANGLED	6066
SQ50RSLOTLEFTMFN	SHS - 50 X 1.6 (RADIUS)	LEFT ANGLED	6066
SQ50RSLOTRIGHTMFN	SHS - 50 X 1.6 (RADIUS)	RIGHT ANGLED	6066



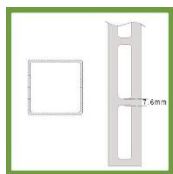
Centre



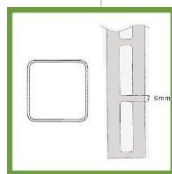
Left



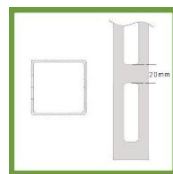
Right



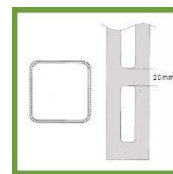
40mm Post



50mm Post



40mm Post



50mm Post



ABRA Design-A-Screen

Because Design-A-Screen is made from premium aluminium extrusion, it's not only strong, but it's light and easy to work with on site, which further adds to its versatility in customising practical solutions for almost any applications.

There's also a choice of slat width in radius or square edge. Try using different combinations in width to add some interest. Only limited by your imagination.

ABRA Design-A-Screen can also be powder-coated in a huge range of colours so you can coordinate or contrast with other colour in the project.

The powder coating process requires a lead time to be allowed for and prices are subject to the nominated colour and size of the project.

ALUMINIUM v TIMBER

Compare timber's performance with aluminium's and enjoy the following benefits:

- ✓ Virtually maintenance free
- ✓ Rot resistant
- ✓ Termite proof
- ✓ No twisting or splitting
- ✓ No need for repainting